

# Functional Areas

The functionality within Testwise is divided between 6 functional areas. Each Testwise user may have access to different areas, depending upon the permissions that have been allocated to them, by the System Administrator or School Administrator.

All user levels, including the Teacher user role, have access to Students, Sittings, Reports and Services.

The School Administrator user role has access to two additional areas, which are Users and My Organisation. This means the School Administrator user role can [create new users](#) and [define which logo appears on reports](#).

## Main Functional Areas



Students



Sittings



Reports



Services









Users



My Organisation

Testwise includes the following main functional areas:

- **Students**  are the individuals who take the tests within Testwise. You can add new students, import a batch of students or change existing student details from this area. Once added, a student can be allocated any number of tests. **What's New:** *Registers have been replaced with the Students area, which means that each student is only added to the system once. Unlike the previous version of Testwise, there is no longer a need to link multiple student records using UPNs.*
- **Sittings**  are used to define which students take which tests, and when these tests are taken. Once a sitting has been created and started, each student will be able to log into the Test Lobby and take their tests. **What's New:** *Students log into Testwise by entering an access code into their web browser. Unlike the previous version of Testwise, they no longer need to enter a Register ID, select their own name from a list or enter any passwords. This new way of starting tests is more robust than the previous method and means there is less chance of user error.*
- **Reports**  are the way in which student test results are collated, analysed and displayed. Many reports also provide comparisons of student test results against national test results. **What's New:** *Reports are now easier to create, which means test results are more easily accessible.*
- **Services**  enables you to view the details of the **tests** and **reports** that have been purchased by your school. Most services contain various levels of tests, different types of tests and a variety of reports. Each service contains one or more subscriptions, which are each for a specific time period. You can now [view your purchased services](#), the number of **credits** you have available for each test and the expiry date for each one from within Testwise. **What's New:** *Services is a new functional area that was not available in the previous version of Testwise.*
- **Users**  are the individuals who use the Testwise system. From the Users area, you will be able to see all the Testwise users that are at the same user level or the level below yourself. You can create new users for your Testwise system or reset user passwords if required. You can only view the Users area if you have a School Administrator role. **What's New:** *You can now create more than one user profile, which means that each Testwise user can have their own login credentials. In the previous version of Testwise, only one login was available for all staff within the same organisation or school.*
- **My Organisation**  enables you to view or change some of your account details. These details include your organisation name, contact details for your Testwise account and some report parameters, such as the report logo. You can only view the My Organisation area if you have a School Administrator role. **What's New:** *My Organisation is a new functional area that was not available in the previous version of Testwise.*

## Related Articles

- [Assessment Process](#)
- [Functional Areas](#)
- [Logging In](#)
- [Logging Out](#)

- [Activate My Account](#)
- [Change My Password](#)
- [Student's Experience of Using Testwise](#)