

Logging Out

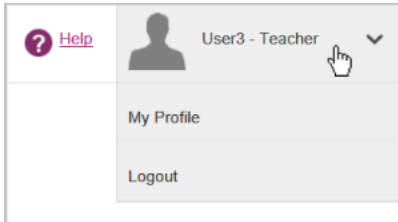
You can log out of Testwise from any Testwise screen.

Before logging out, you should ensure you have saved any information you have been working upon.

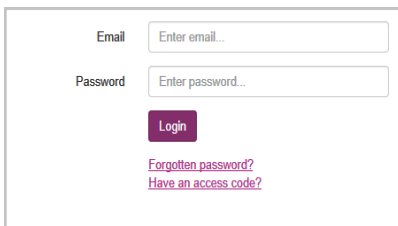
The process for logging out of Testwise is the same as the method that a Student would use to log out of the system once they have completed their assessments.

To log out of Testwise

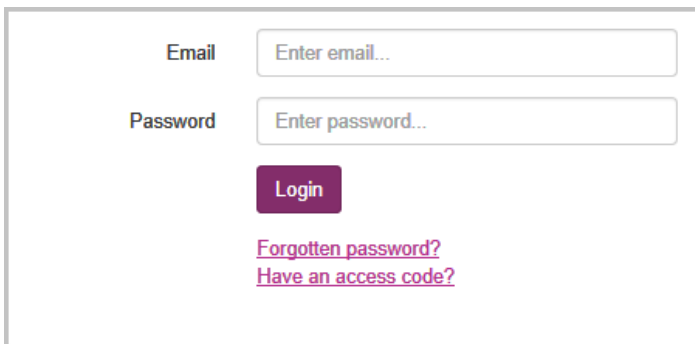
1 Click your User Name in the top right of the screen to display the drop down list.



2 Select **Logout** from the menu.



The Testwise Login screen will be displayed.



You can either [log in](#) as a different user or close your [web browser](#) if you have finished working with Testwise.

Related Articles

- [Assessment Process](#)
- [Functional Areas](#)
- [Logging In](#)
- [Logging Out](#)
- [Activate My Account](#)
- [Change My Password](#)
- [Student's Experience of Using Testwise](#)