


What is the Test Start Period?

The Test Start Period is the time range between which a student can start a specific test within a sitting.

Students can log into the Test Lobby at any time, however, they will not be able to complete tests unless they have logged in within the Test Start Period.

The Test Start Period is defined within the second page of the Sitings Wizards.





Sitting Name & Test
Enter a Sitting Name and select a Service and Test



Test Start Period
Choose the period in which students can start their test.

Select Students
Select students who will be taking the test.

Test Start Mode
Choose from the available modes.

Summary
Review and confirm your sitting details.

From  

To  

For example, if students were allocated the working hours within the week of 23 May 2016 to start a test, then the **From** Date & Time would be defined as 23 May 2016 at 9am and the **To** Date & Time would be defined as 27 May 2016 at 5pm.

Each Test Start Period cannot be greater than the Maximum Sitting Duration, which is defined by the System Administrator. If your sitting is for longer than the permitted number of days, then a red warning triangle will appear alongside one of the dates. When you hover your mouse over the red warning triangle it will tell you the number of days that are contained within the Maximum Sitting Duration. Change one or both of the dates until the red warning triangle disappears.

Note: The default Sitting Duration is set to 14 days, however the Maximum Sitting Duration can be up to 30 days.

Related Articles

[Frequently Asked Questions \(FAQs\)](#)